

Coastal Enterprise

DP MPV

AUGUST 12 2024



MAIN SPECIFICATIONS

General

Type of vessel:	DP Ultra Shallow Draft Support Vessel - 2160 hp, 45 t AHT winch, 240 tm crane, 16 tpb
Classification:	1 Hull • Mach AUT-UMS
IMO:	8987424
Callsign:	PHCG
MMSI:	245119000
Flag:	Dutch
Tonnage (GT):	356

Performances

Bollard pull ahead:	16 t
---------------------	------

Navigation & Communication

GMDDS:	A1, A2, A3
--------	------------

Tank Capacities

Fuel oil:	55 m ³
Fresh water:	74 m ³
Black/grey water:	21.80 m ³
Ballast water:	346 m ³

Dimensions

Length O.A.:	39 m
Beam O.A.:	11.50 m
Draught aft (range):	1.12 m – 1.40 m
Max deadweight:	175 t
Clear deck area:	300 m ²
Deck loading:	7 t/m ²

Dynamic Positioning

DP manufacturer:	Navis NAVDP 4011
DP class:	DPO

JIFMAR GROUP

→ Contact: sales@jifmar.net



This document is for guidance and information only. Information provided is given under good faith and is non-contractual. This document may be updated without advanced notice. It may not be published, redistributed or reproduced without the prior written consent of ©Jifmar Group.



DETAILED SPECIFICATIONS

Propulsion System

Bow thrusters:	2 x 360° azimuth thruster 347 kW
Stern thruster:	Azimuth thruster 298 kW
Main engines:	3 x Caterpillar 3406C DI-TA 298 kW
	2 x Cummings N14G1 347 kW
	Twin fixed propellers in nozzles
Power output:	1588 kW

Auxiliary Systems

Generator sets:	2 x Caterpillar C6.6 DITA 125 kVA – 400 V / 50 Hz
-----------------	--

Deck Lay-out

Crane FWD:	Heila HLRM 240-2S 240 tm Fixed hook SWL 16 t @ 11.80 mt Wire winch SWL 15 t
Anchor handling drum:	30 t
Tugger/Mooring winches:	1 x 7 t / 1 x 20 t
Moonpool:	Yes

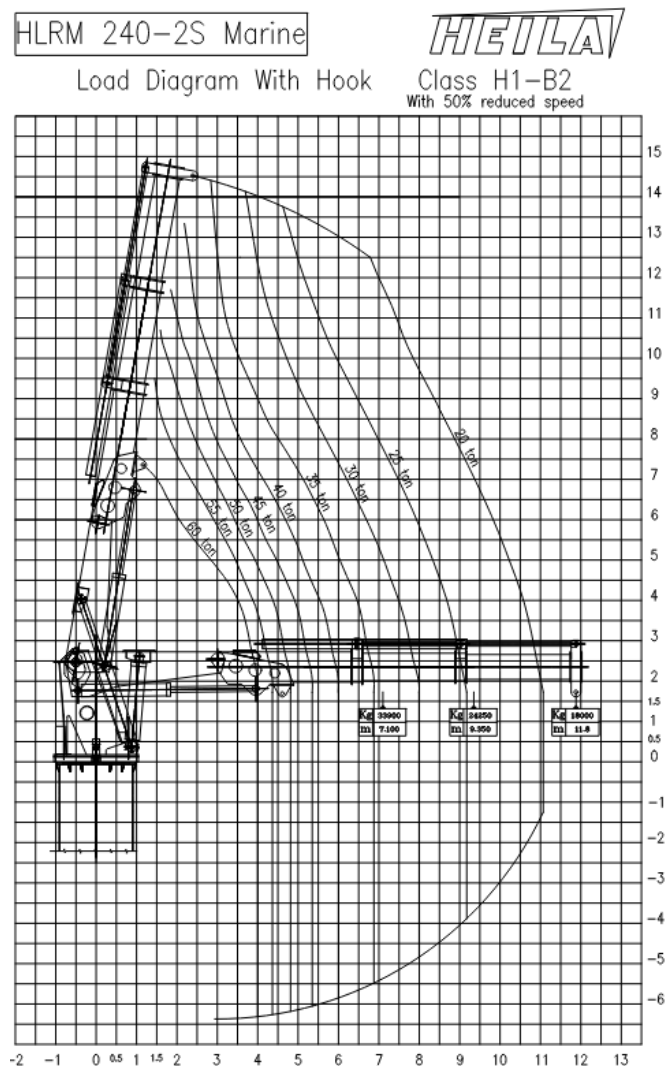
Acommodation

POB:	6
Cabins:	2 single 2 double

CRANE DIAGRAM

FWD hydraulic crane

Heila HLRM 240-2S



JIFMAR GROUP

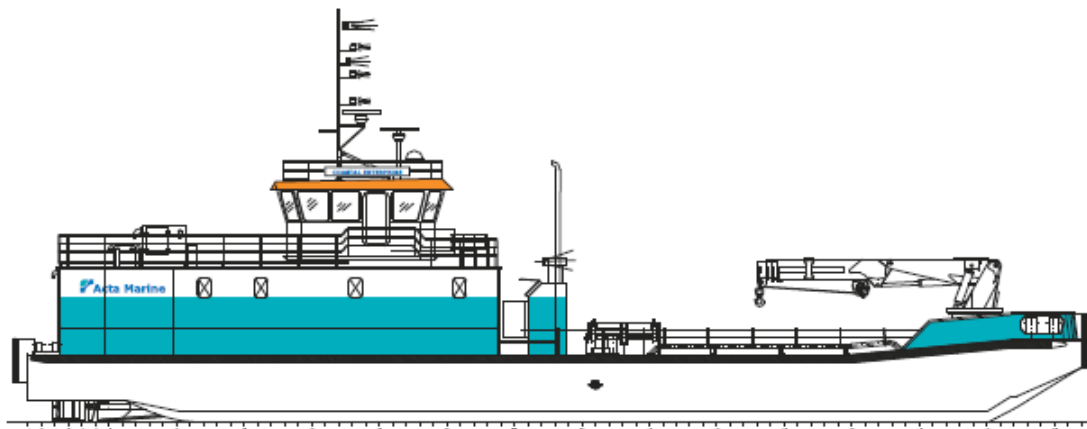
→ Contact: sales@jifmar.net



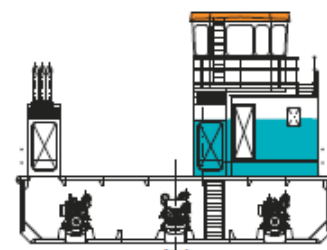
This document is for guidance and information only. Information provided is given under good faith and is non-contractual. This document may be updated without advanced notice. It may not be published, redistributed or reproduced without the prior written consent of ©Jifmar Group.



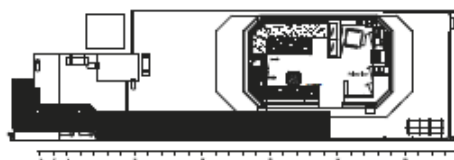
GENERAL ARRANGEMENT



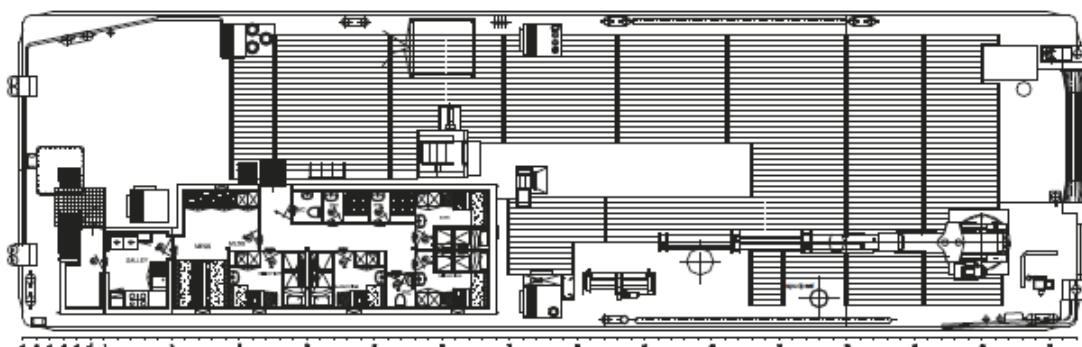
Profile



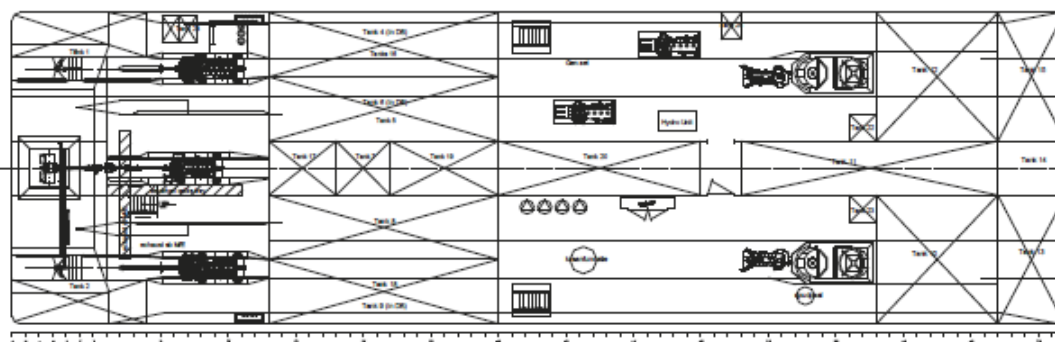
Front view



Wheelhouse deck



Main deck



Below main deck